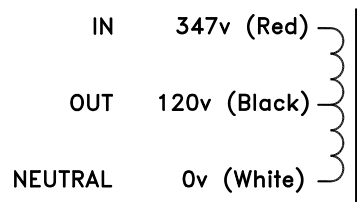


Transformer Schematic



210097 SPECIFICATIONS:

UL Recognized to CSA C22.2 No. 66 and UL 5085.

Primary/Input: 347V, 60Hz, 70W, 0.20A @ Full/Rated Load.

Secondary/Output:

- Open Circuit= 125V \pm 2%, 2.50W
- Full/Rated Load= 115V \pm 2%, 60VA (60W/0.52A resistive load)

DC Resistance

- Primary (white-red): 94 ohms nominal.
- Secondary (white-black): 22 ohms nominal.

Dielectric Strength: Winding to Core 3000V, 60Hz, 1 sec.

Load Regulation: 9% typ.

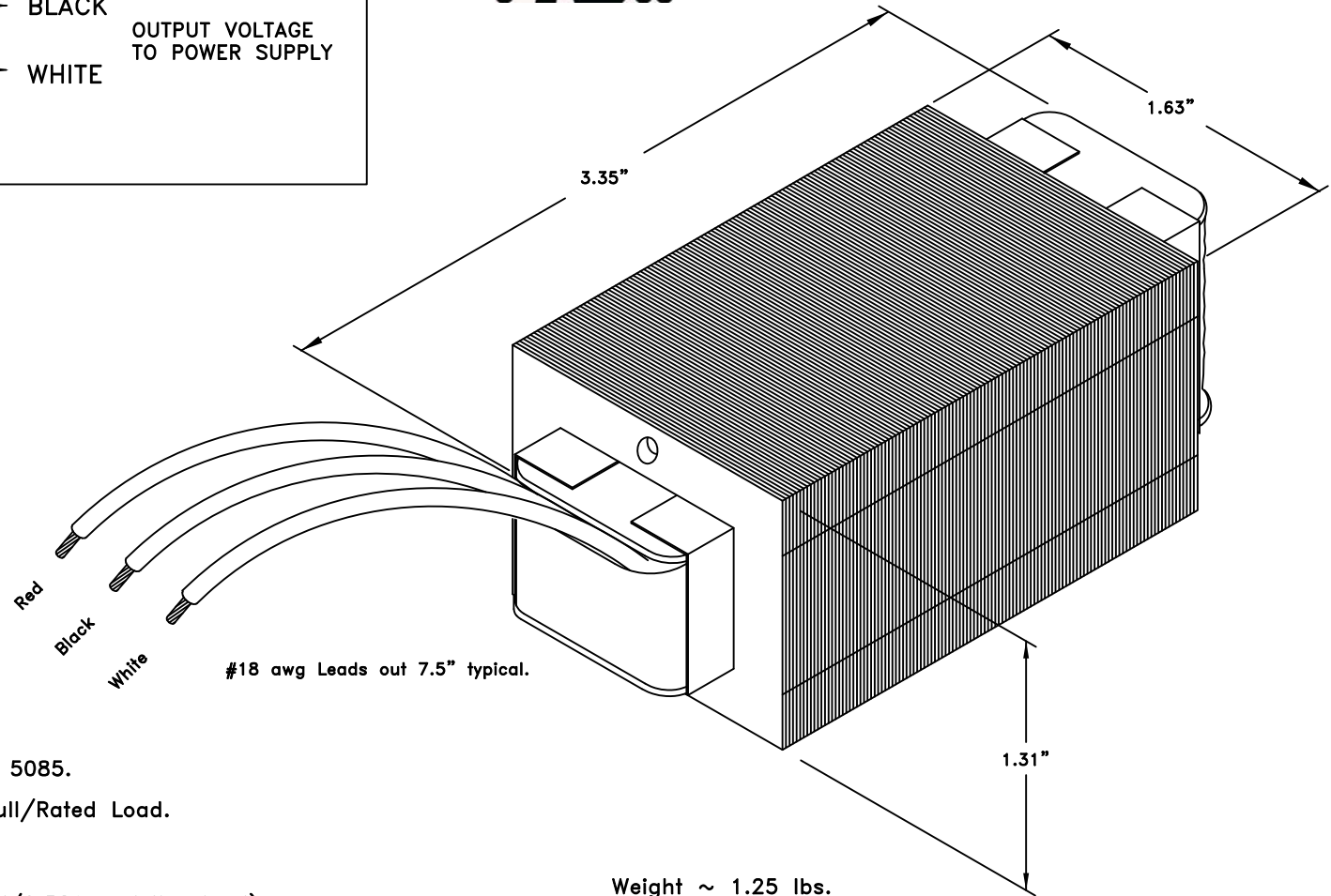
Efficiency: 86% typ. @ 347Vin, 60VA load.

Insulation System: UL Recognized for Class B (130°C).

Environmental Temperature Rating: -20°C to +50°C.

Surface Temperature (typ): 60°C @ 25°C Ambient.

MTBF (based on MIL Handbook 217F): Min 50 yrs @ rated specification.



ROHS COMPLIANT PRODUCT

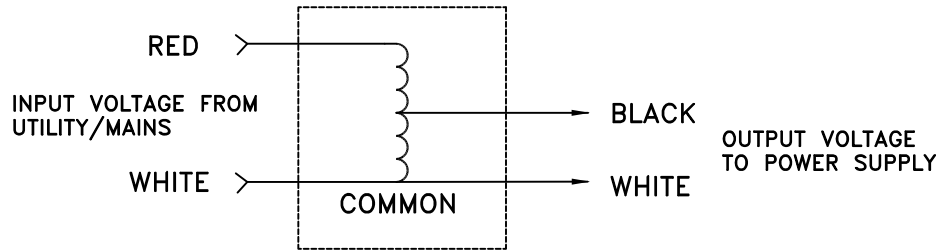
TITLE:

210097 OUTLINE DRAWING

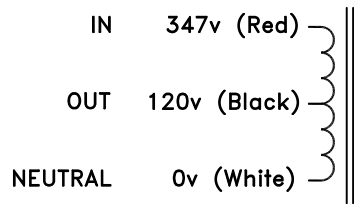


E Craftsmen
CUSTOM TRANSFORMERS AND INDUCTORS

AUTOTRANSFORMER



Transformer Schematic



#18 awg Leads out 7.5" typical.

Red
Black
White

Ø0.156
(4 places)

210097M SPECIFICATIONS:

UL Recognized to CSA C22.2 No. 66 and UL 5085.

Primary/Input: 347V, 60Hz, 70W, 0.20A @ Full/Rated Load.

Secondary/Output:

- Open Circuit= 125V \pm 2%, 2.50W
- Full/Rated Load= 115V \pm 2%, 60VA (60W/0.52A resistive load)

DC Resistance

- Primary (white-red): 94 ohms nominal.
- Secondary (white-black): 22 ohms nominal.

Dielectric Strength: Winding to Core 3000V, 60Hz, 1 sec.

Load Regulation: 9% typ.

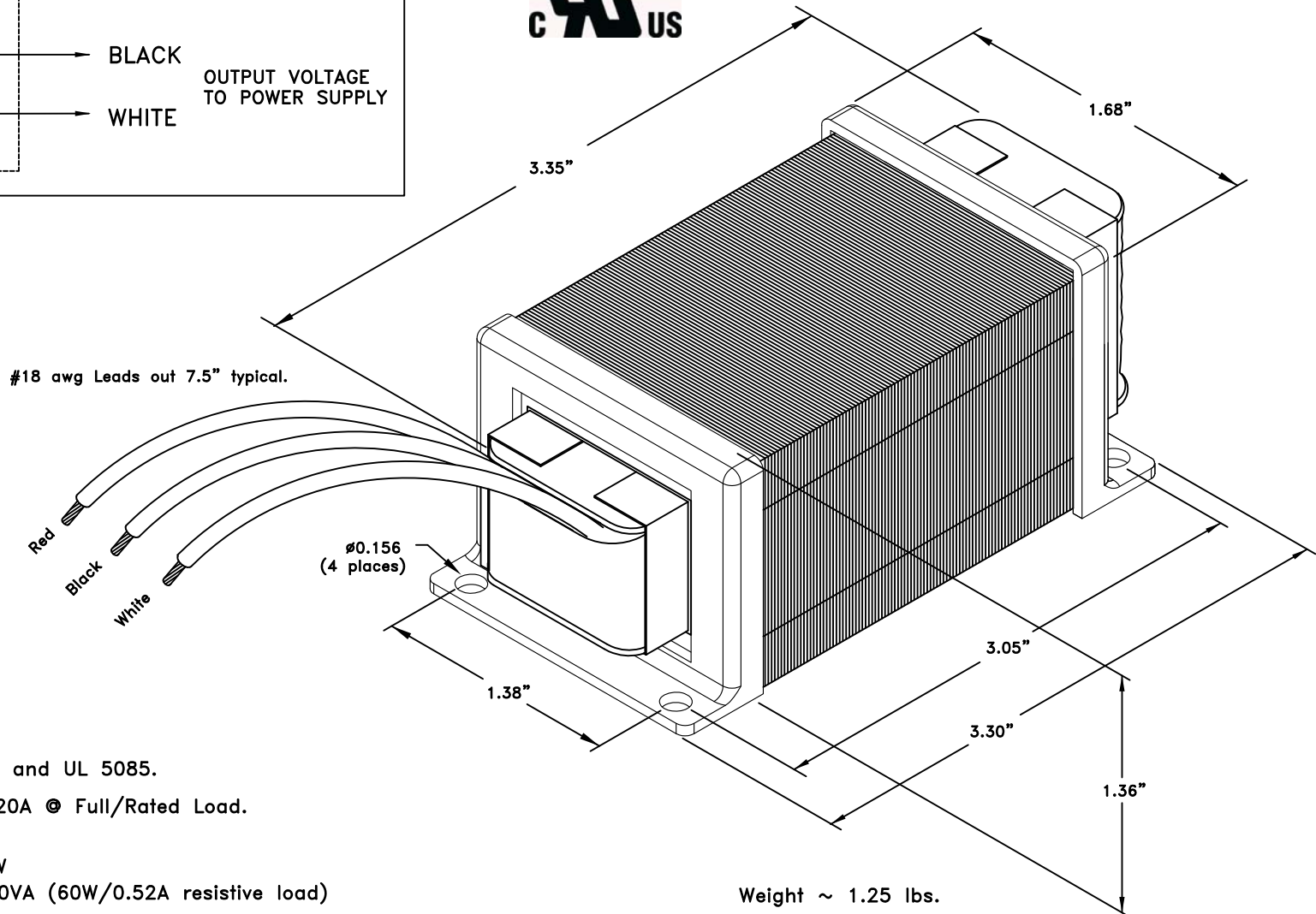
Efficiency: 86% typ. @ 347Vin, 60VA load.

Insulation System: UL Recognized for Class B (130°C).

Environmental Temperature Rating: -20°C to +50°C.

Surface Temperature (typ): 60°C @ 25°C Ambient.

MTBF (based on MIL Handbook 217F): Min 50 yrs @ rated specification.



ROHS COMPLIANT PRODUCT

TITLE:

210097M OUTLINE DRAWING



E Craftsmen
CUSTOM TRANSFORMERS AND INDUCTORS

SPECIFICATIONS:

UL Listed to CSA C22.2 No. 66.1, 66.2 and UL5085-1, UL5085-2.

Primary/Input: 347V, 60Hz, 70W, 0.20A @ Full/Rated Load.

Secondary/Output:

- Open Circuit= 125V \pm 2%, 2.50W
- Full/Rated Load= 115V \pm 2%, 60VA (60W/0.52A resistive load)

DC Resistance

- Primary (white-red): 94 ohms nominal.
- Secondary (white-black): 22 ohms nominal.

Dielectric Strength: Winding to Core 3000V, 60Hz, 1 sec.

Load Regulation: 9% typ.

Efficiency: 86% typ. @ 347V_{in}, 60VA load.

Insulation System: Class A (105°C).

Environmental Temperature Rating: -20°C to +40°C.

Surface Temperature (typ): 60°C @ 25°C Ambient, Full load.

MTBF (based on MIL Handbook 217F): Min 50 yrs @ rated specification.

Housing- Black Zytel FR50 (plastic)

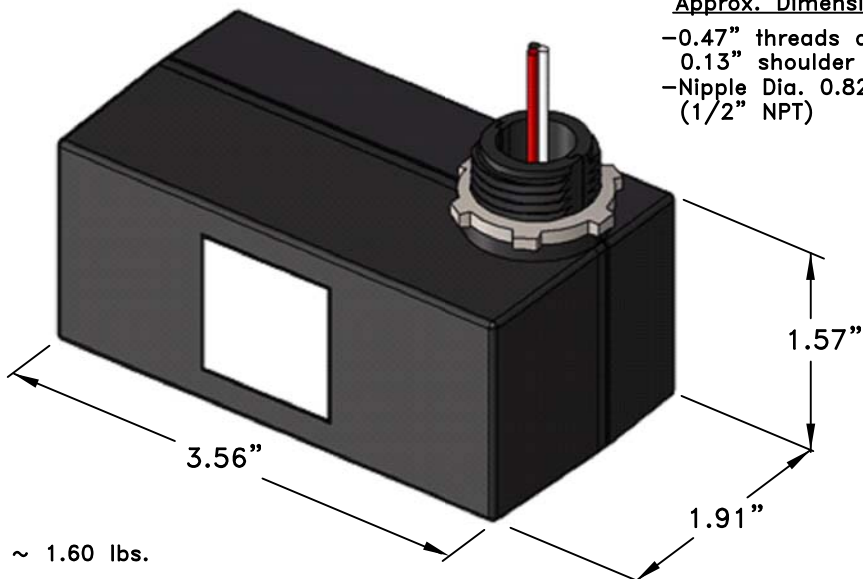
Suitable for IP66 rated applications.

PRELIMINARY

#18 awg Leads
out 6.0" minimum.

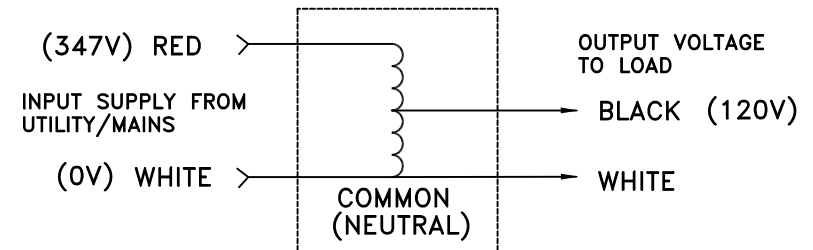
Approx. Dimensions

- 0.47" threads above
0.13" shoulder
- Nipple Dia. 0.82"
(1/2" NPT)



Weight ~ 1.60 lbs.

AUTOTRANSFORMER



Note: "F" version has an internal auto reset 110°C thermal protector in series with the "RED" input lead.

"E" version does not have an internal fuse.

INSTALLATION INSTRUCTIONS:

Mechanical: This transformer is typically used for external assembly to a lighting fixture enclosure.

- Remove the metal lock-nut from the threaded nipple.
- Insert the threaded nipple and the lead-wires through a hole or standard knock-out in the fixture enclosure.
- Secure the transformer inside of the enclosure using the lock-nut on the threaded nipple; hand tighten.
- Note: Take care not to over-tighten the locknut to avoid damage to the housing.

Electrical: Connect the Red/White leads to the Supply and the Black/White leads to the Load per the AUTOTRANSFORMER drawing above.

- Note that the "White" lead is the Neutral and is common to both the Input Supply and Output to Load.

E359128



AUTOTRANSFORMER

ROHS COMPLIANT PRODUCT

TITLE:

210097E & 210097F OUTLINE DRAWING



E Craftsmen
CUSTOM TRANSFORMERS AND INDUCTORS